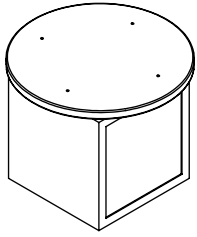
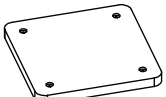


SU-72 ASSEMBLY INSTRUCTION

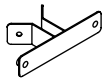
PARTS LIST:



BASE(X1)



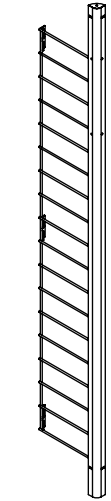
TOP(X1)



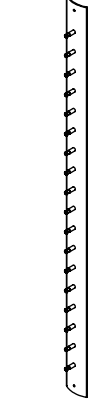
MIRROR BRACKET(X4)



MIRROR(X2)



FRAME(X4)



PANEL(X4)



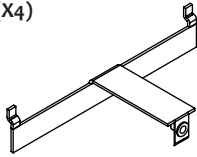
ALLEN WRENCH(X1)



SCREW-S(X36)



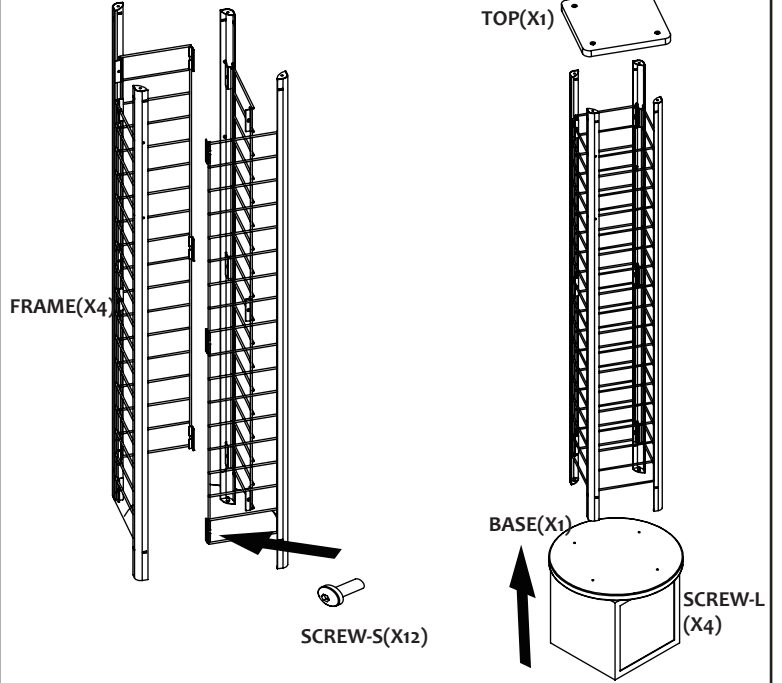
SCREW-L(X8)



BRACKET(X8)

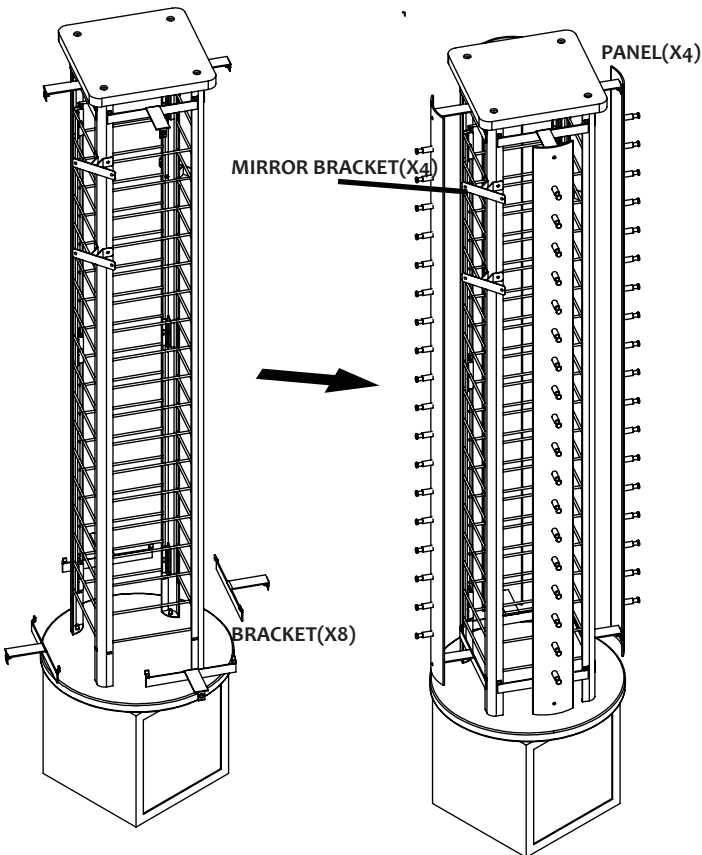
STEP 1 :

Assembled FRAME(X4) using SCREW-S(X12).
Add TOP(X1) and BASE(X1) to FRAME using sSCREW-L(X8).



STEP 2:

Add BRACKET(X8) to frame.
Add MIRROR BRACKET(X4) and PANEL(X4) using SCREW-S(x16).



STEP 3:

Add MIRROR(X2) to frame.

